



DSC DUCTILE IRON FLOAT & THERMOSTATIC STEAM TRAPS

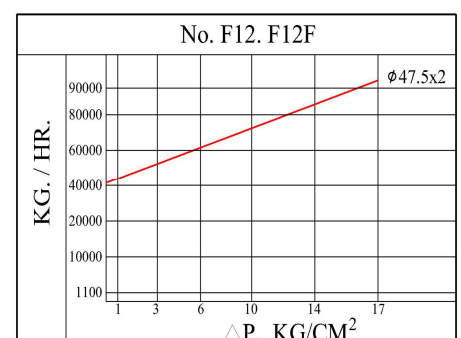
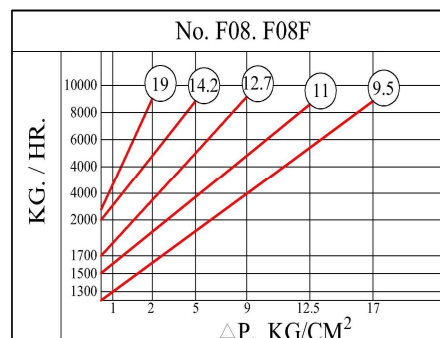
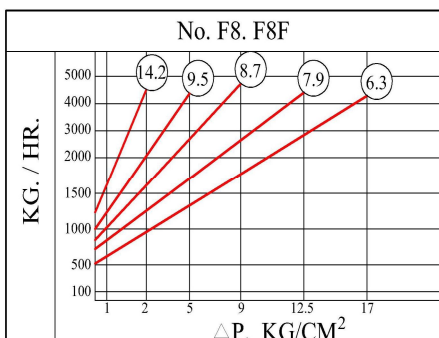
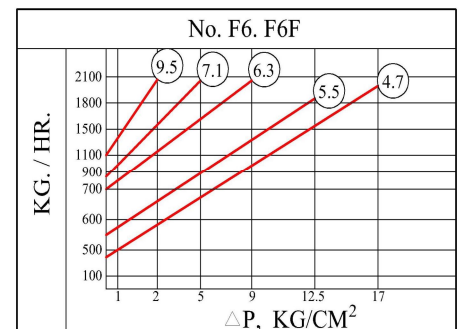
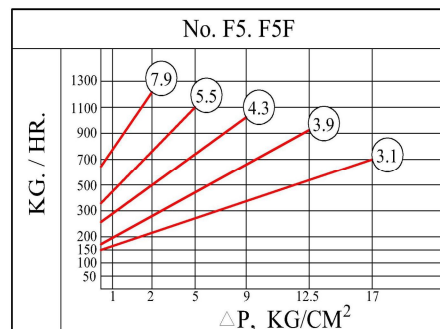
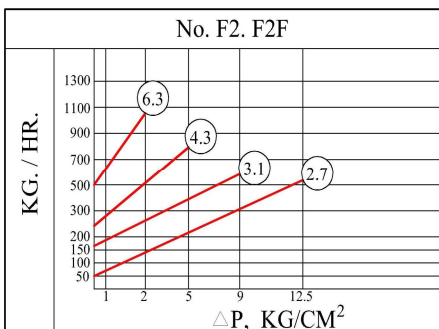
MOP 17K x 230°C



- DSC DUCTILE IRON FLOAT & THERMOSTATIC STEAM TRAPS
FLOAT UNIT FOR OPERATING PRESSURE 17KG/CM² X 230°C
- NO ACTION AT NO LOAD, CONTINUOUS AT FULL LOAD.
- GOOD ENERGY CONSERVATION.
- GOOD RESISTANCE TO WEAR.
- GOOD CORROSION RESISTANCE.
- EXCELLENT OPERATION AGAINST BACK PRESSURE.
- EXCELLENT ABILITY TO VENT AIR AT VERY LOW PRESSURE.
- EXCELLENT ABILITY TO HANDLE START UP AIR LOADS.
- IMMEDIATE RESPONSIVENESS TO SLUGS OF CONDENSATE.
- 1/2" 3/4" 1" WITH DIFFUSER CAN RESISTANCE WATER HAMMER



CONDENSATE DISCHARGE CAPACITY IN KG/HR.

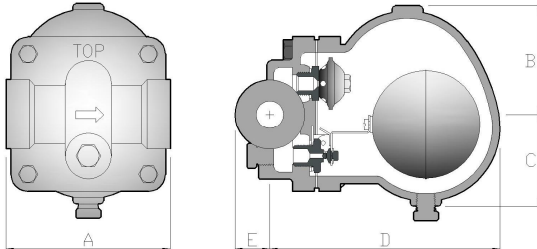


Lower pressure orifices available, please consult factory.



DSC DUCTILE IRON FLOAT & THERMOSTATIC STEAM TRAPS

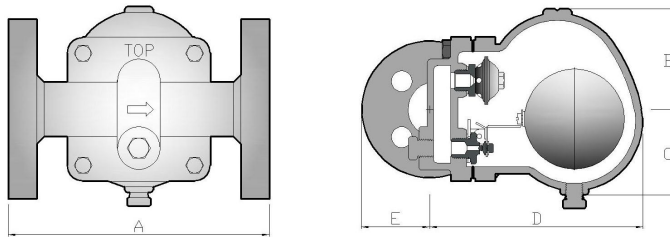
MOP 17K x 230°C



No.F2 SERIES DIMENSIONS (MM). MOP(KG/CM²). WT(KG)

No.	CONN.SE.*	A	B	C	D	E	MOP	WT
F2	15.20.25	106	70	60	149	23	12.5	4.5
F5	25.32	106	80	67	190	25	17	7
F6	32.40	129	100	66	210	36	17	11
F8	40.50	180	100	90	300	69	17	18
F08	40.50	180	176	101	349	69	17	25
F12	80	350	267	225	395	95	17	90

*NPT. PT. SW. AVAILABLE



No.F2F SERIES

No.	CONN.FE.*	A	B	C	D	E	MOP	WT
F2F	15.20.25	180	70	60	149	23	12.5	6
F5F	25.32	180	80	67	190	25	17	9
F6F	32.40	208	100	66	210	36	17	13
F8F	40.50	265	100	90	300	69	17	21
F08F	40.50	265	176	101	349	69	17	29
F12F	80.100	350	267	225	562	83	17	94.5

* FLANGE SPEC CONSUAT FACTORY.

CONSTRUCTION OF MATERIALS

CAP & BODY	DUCTILE IRON A536
FLOAT	STAINLESS STEEL
MECHANISM	STAINLESS STEEL
SEAT & VALVE	HARDENED S. S
AIR VENT CAGE	STAINLESS STEEL
THERMO UNIT	STAINLESS STEEL
GASKET	COMPRESSED NON-ASBESTOS
BOLTS & NUTS	CARBON STEEL